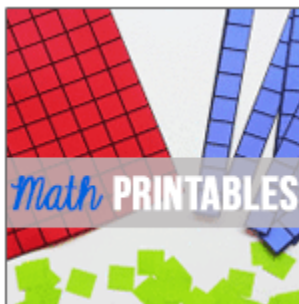




Thank you for downloading! [Subscribe](#) for exclusive teaching resources! Find more free games:





Sweet Sight Words

Copyright 2015 Valerie McClintick

Images © [Zip a Dee Doo Dah Designs](http://www.zipadeedoo-dah.com)



Contents of this download are not to be stored in any sort of file sharing system or printed in mass quantity. Images hold full copyright and are not to be manipulated or altered in any way. www.FileFolderFun.com Images © Clipart.com

Sweet Sight Words



Game Assembly: Print out gumball machines onto colored paper. Print gumballs onto white paper then use a 1.5" paper punch to cut out. Mount title page and label to file folder.

Game Play: Each player chooses a gameboard. All gumballs are placed into a small (non see through) jar. Take turns drawing a gumball from the jar. Read the word and if it matches one of your gumballs you get to keep it. If not return the gumball and it's the next player's turn. Game continues until one player fills their entire gumball machine (including their special candy ball at the bottom).





all

must

did

get

have

yes

be

four

eat

came

too

www.FileFolderFun.com







are

want

will

what

brown

on

under

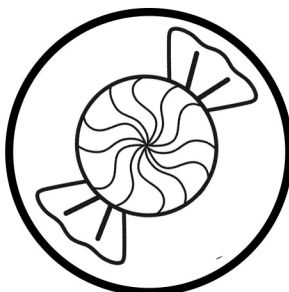
soon

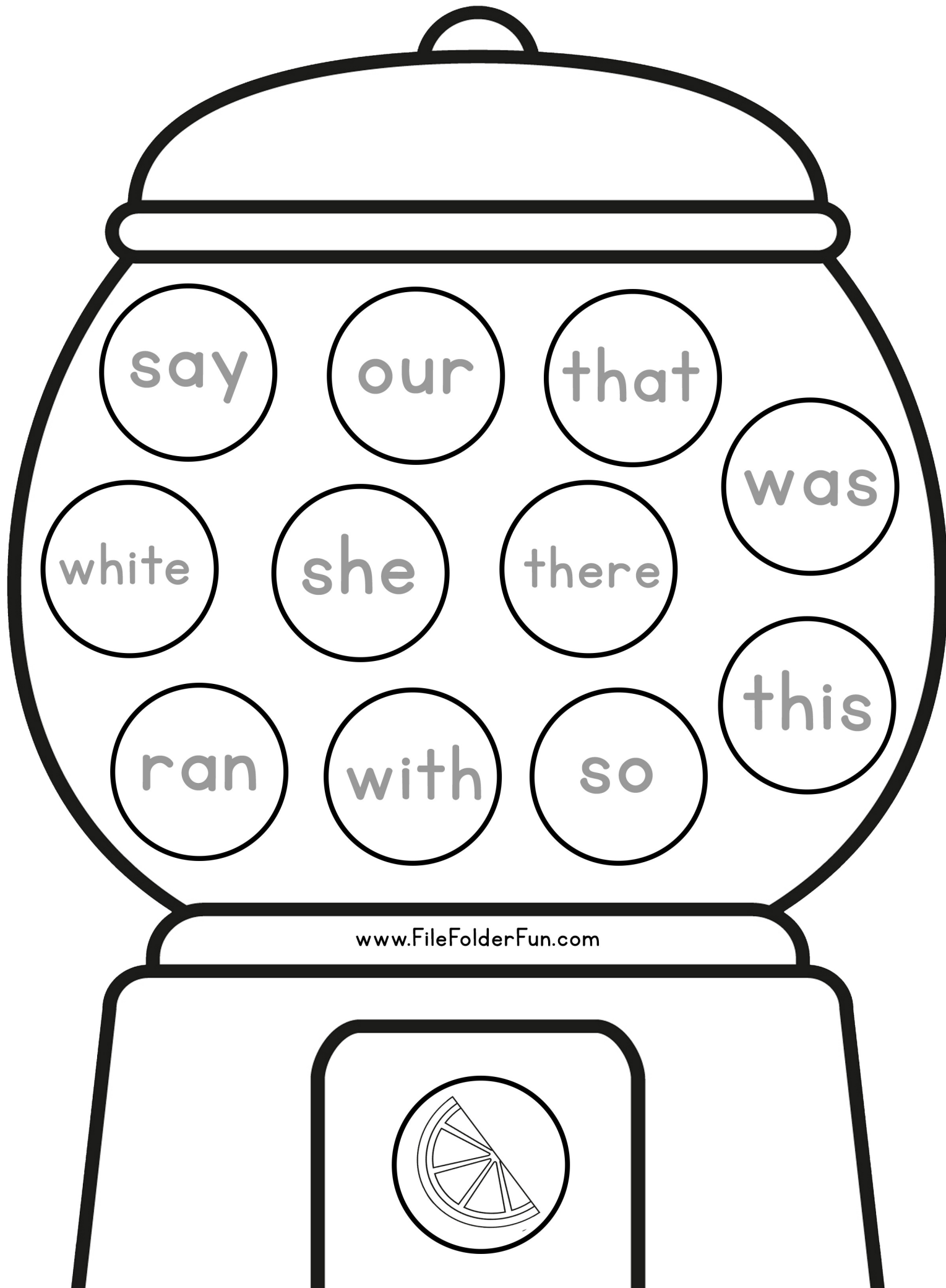
pretty

now

he

www.FileFolderFun.com





say

our

that

was

white

she

there

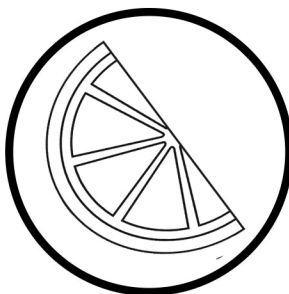
this

ran

with

so

www.FileFolderFun.com





at

ate

well

who

no

went

but

open

they

after

fly

www.FileFolderFun.com

